

# WILLIAMSON COUNTY

**Total Population: 61,296**

- Children under age 5: 3,655
- Children ages 5 to 9: 3,882
- Children ages 10 to 14: 4,084

**Williamson County** is one of the larger counties in southern Illinois and has seen a 6.2% increase in population during the last decade. The county's growth has not been limited to its population. The county has seen an improved economic climate as well. This county has the highest median household income of all the southern Illinois counties (\$31,147) and the lowest percent of persons whose income is below the poverty level (14.9%). Marion is the largest city in the county, but other towns such as Carterville and Herrin also contribute to the county's well being. The county is home to John A. Logan College, one of the fastest growing community colleges in the state. The College provides employment opportunities and valuable educational opportunities to residents of Williamson and the surrounding counties. John A. Logan College is also the home of Child Care Resource and Referral including the central Family and Early Education Resource and Training Center. The College works closely with CCR&R to provide credit based training to child care providers and provides support in administering many of CCR&R's community outreach programs. These include child care start up assistance, participation in the annual Children's Day at the Park and the Early Childhood Recognition reception.

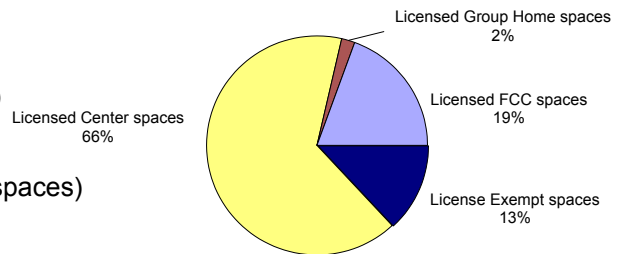
The child care choices in Williamson County are numerous and varied, and include a large number of licensed centers and family child care homes. Obstacles for parents in searching for child care include flexible schedules and costs.

## Child Care Capacity

There are a total of 84 child care facilities listed with the local CCR&R with a capacity to serve 2,112 children.

Of those facilities, there are a total of:

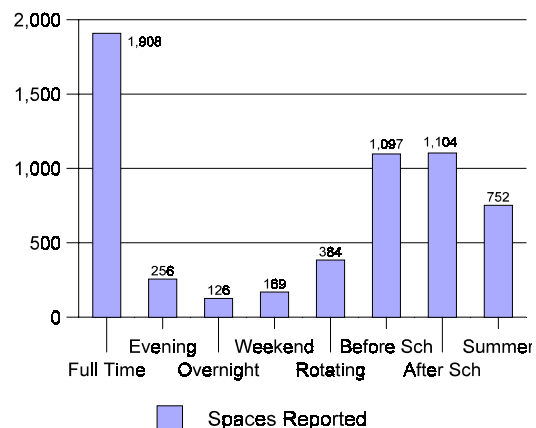
- 47 Licensed Family Child Care (413 spaces)
- 3 Licensed Group Homes (39 spaces)
- 16 Licensed Centers (1,390 spaces)
- 18 License Exempt Centers & Homes (270 spaces)



## Child Care Capacity by Age Group and Schedule

Child care programs listed with the local CCR&R report the potential capacity by age group and schedule, as shown below. The actual enrollment or available spaces may vary.\*

Age Group	Spaces Reported
Infants	166
Toddlers	189
2 Years	267
3 & 4 Years	817
5 & Ks	316
School-Age B/A School	326
School-Age Summer Care	89



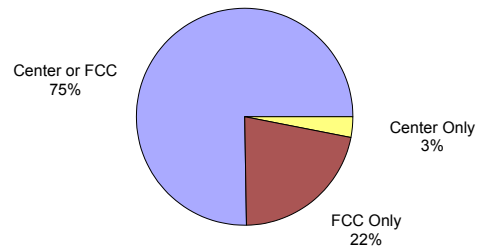
\* For more information about these data, please refer to "Understanding The County Data Pages" at the beginning of this section.

## Child Care Requests

In Williamson County, 311 families called the CCR&R to request care for 493 children.

Of those requests:

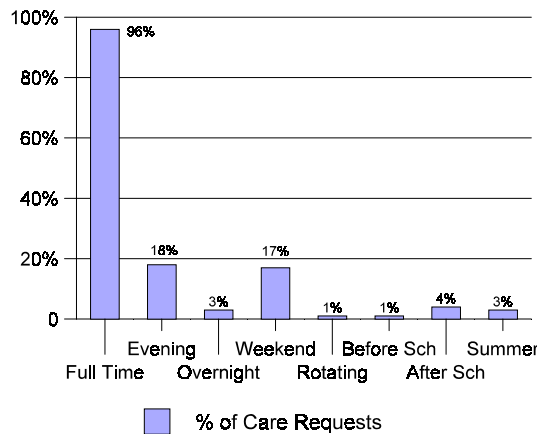
- 372 were for either Center or Family Child Care
- 107 were for Family Child Care Only
- 14 were for Center Only
- 0 were for In-Home Only
- 0 were for Other types of care



### Requests by Age Group and Schedule

Individuals calling the local CCR&R requested the types of care by the ages and schedules shown below.

Age Group	% Requested
Infants	23%
Toddlers	12%
2 Years	10%
3 & 4 Years	20%
5 & Ks	6%
School-Age	29%

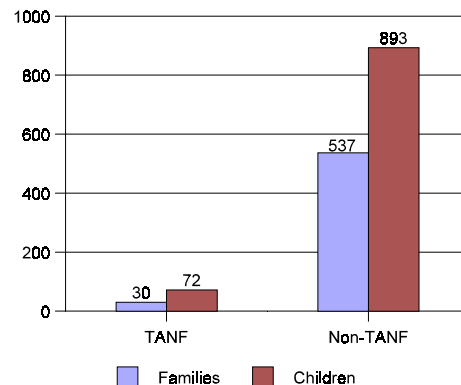


## Assistance Paying for Care

The average provider rate for full-time care for an infant in Williamson County is \$87.35 per week, which is about 9% of the state median weekly family income of \$997.

Assistance in paying for child care is provided through subsidies by DHS. In June 2001, there were a total of 567 families receiving subsidies for 965 children in care. This figure includes both TANF and non-TANF recipients.

Out of the 84 child care facilities in Williamson County, 62 (74%) report that they accept DHS child care subsidies.



For more information about child care in Williamson County, contact the Child Care Resource & Referral office:  
800-232-0908

Data is from Fiscal Year 2001  
(July 1, 2000 through June 30, 2001)