

# ST. CLAIR COUNTY

**Total Population: 256,082**

- Children under age 5: 17,769
- Children ages 5 to 9: 19,970
- Children ages 10 to 14: 20,853

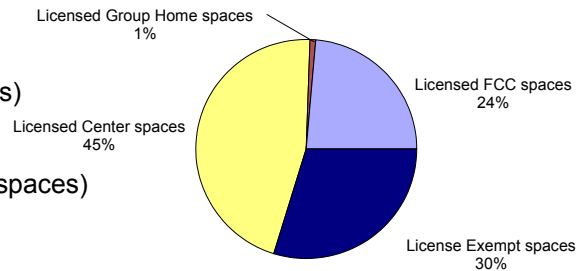
**St. Clair County** experienced a 2.6% decline in its population over the last decade. 24.7% of the children living in the county live below the poverty level. This county receives a high percent of federal funds and grants, primarily in the East St. Louis area. The county has a number of communities ranging from 5,000-50,000 people. St. Clair County is considered part of the St. Louis Metropolitan Area, and houses a high number of government employees and an air force base. One community has a large number of Hispanic families, though the Hispanic population is low for the overall county. Thirty five percent of the child care providers in St. Clair County listed on the Children's Home & Aid Society of Illinois' (CHASI), Child Care Resource & Referral (CCR&R) Program database offer evening, overnight or weekend hours.

## Child Care Capacity

There are a total of 502 child care facilities listed with the local CCR&R with a capacity to serve 11,195 children.

Of those facilities, there are a total of:

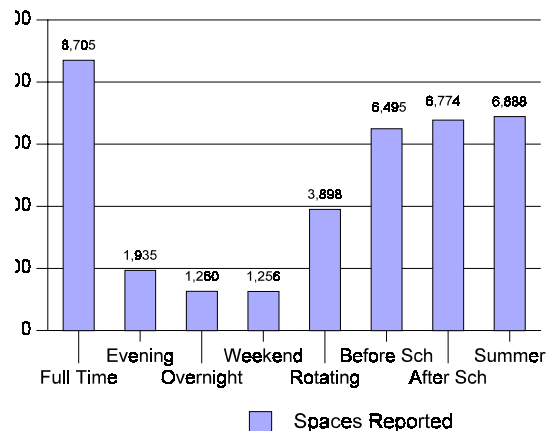
- 350 Licensed Family Child Care (2,657 spaces)
- 7 Licensed Group Homes (104 spaces)
- 73 Licensed Centers (5,111 spaces)
- 72 License Exempt Centers & Homes (3,323 spaces)



## Child Care Capacity by Age Group and Schedule

Child care programs listed with the local CCR&R report the potential capacity by age group and schedule, as shown below. The actual enrollment or available spaces may vary.\*

Age Group	Spaces Reported
Infants	652
Toddlers	870
2 Years	1,343
3 & 4 Years	4,028
5 & Ks	1,452
School-Age B/A School	2,816
School-Age Summer Care	1,796



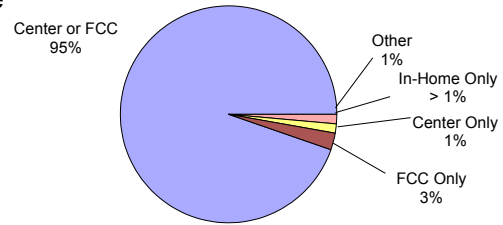
\* For more information about these data, please refer to "Understanding The County Data Pages" at the beginning of this section.

# Child Care Requests

In St. Clair County, 889 families called the CCR&R to request care for 1,420 children.

Of those requests:

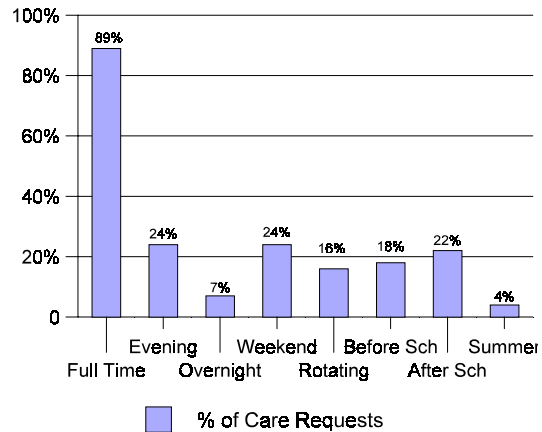
- 1,346 were for either Center or Family Child Care
- 35 were for Family Child Care Only
- 21 were for Center Only
- 2 were for In-Home Only
- 16 were for Other Types of Care



## Requests by Age Group and Schedule

Individuals calling the local CCR&R requested the types of care by the ages and schedules shown below.

Age Group	% Requested
Infants	22%
Toddlers	14%
2 Years	12%
3 & 4 Years	16%
5 & Ks	9%
School-Age	27%

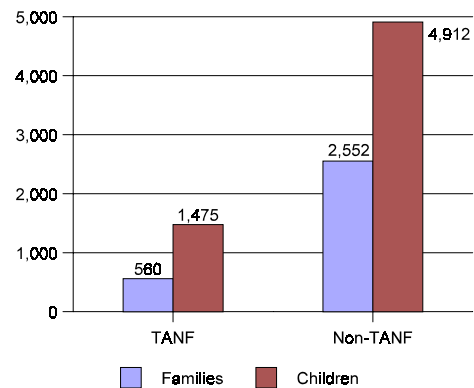


## Assistance Paying for Care

The average provider rate for full-time care for an infant in St. Clair County is \$100.17 per week, which is about 10% of the state median weekly family income \$997.

Assistance in paying for child care is provided through subsidies by DHS. In June 2001, there were a total of 3,112 families receiving subsidies for 6,387 children in care. This figure includes both TANF and non-TANF recipients.

Out of the 502 child care facilities in St. Clair County, 242 (48%) report that they accept DHS child care subsidies.



For more information about child care in St. Clair County, contact the CHASI Child Care Resource & Referral office: 800-467-9200

Data is from Fiscal Year 2001 (July 1, 2000 through June 30, 2001)