

Ogle County

Total Population: 51,032

- Children under age 5: 3,233
- Children ages 5 to 9: 3,977
- Children ages 10 to 14: 4,259

Ogle County is located to the west of the Chicago Metropolitan Area, and is predominantly rural with small farming communities. There is no metropolitan area within its boundaries. Farming and agriculture related services account for over 40% of jobs countywide. The Rock River Basin provides some recreation and tourism opportunities especially, in the Oregon area.

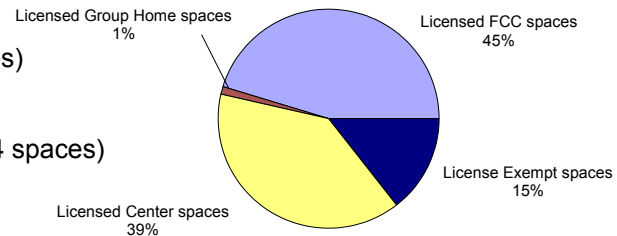
The total population is 51,032 with the towns of Rochelle and Oregon having the highest populations. Rochelle has a concentration of factory jobs creating a demand for 2nd shift child care. Ogle County has 5 family child care homes providing second and third shift care.

Child Care Capacity

There are a total of 94 child care facilities listed with the local CCR&R with a capacity to serve 1,207 children.

Of those facilities, there are a total of:

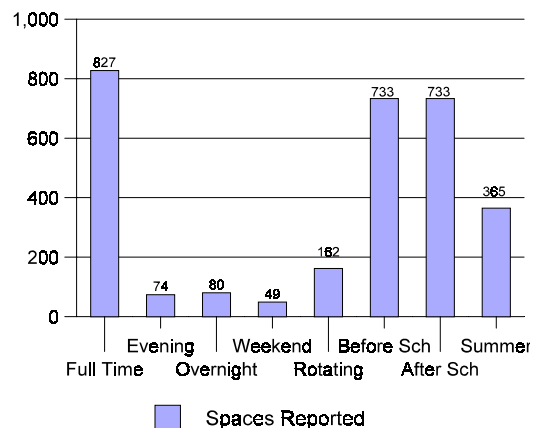
- 68 Licensed Family Child Care (547 spaces)
- 1 Licensed Group Homes (16 spaces)
- 12 Licensed Centers (470 spaces)
- 13 License Exempt Centers & Homes (174 spaces)



Child Care Capacity by Age Group and Schedule

Child care programs listed with the local CCR&R report the potential capacity by age group and schedule, as shown below. The actual enrollment or available spaces may vary.*

Age Group	Spaces Reported
Infants	94
Toddlers	107
2 Years	131
3 & 4 Years	383
5 & Ks	237
School-Age B/A School	151
School-Age Summer Care	35



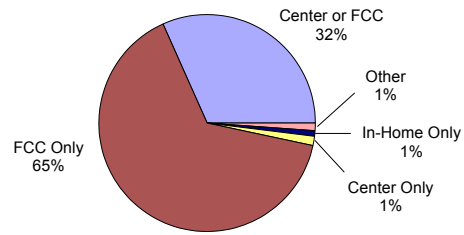
* For more information about these data, please refer to "Understanding The County Data Pages" at the beginning of this section.

Child Care Requests

In Ogle County, 152 families called the CCR&R to request care for 229 children.

Of those requests:

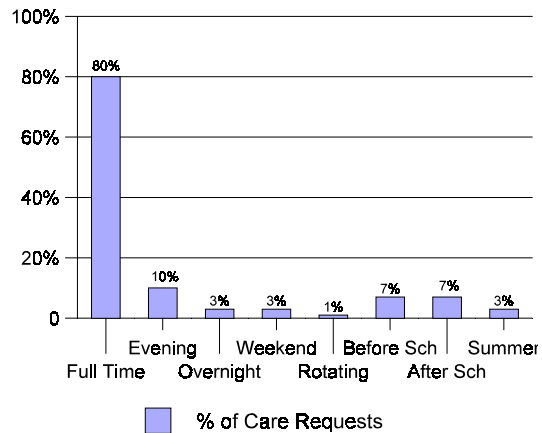
- 73 were for either Center or Family Child Care
- 149 were for Family Child Care Only
- 3 were for Center Only
- 2 were for In-Home Only
- 2 were for Other types of care



Requests by Age Group and Schedule

Individuals calling the local CCR&R requested the types of care by the ages and schedules shown below.

Age Group	% Requested
Infants	23%
Toddlers	15%
2 Years	12%
3 & 4 Years	19%
5 & Ks	9%
School-Age	22%

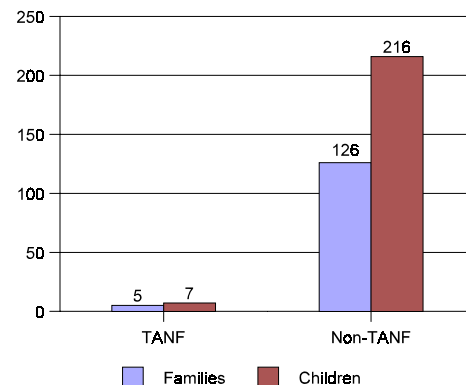


Assistance Paying for Care

The average provider rate for full-time care for an infant in Ogle County is \$96.18 per week, which is about 10% of the state median weekly family income of \$997.

Assistance in paying for child care is provided through subsidies by DHS. In June 2001, there were a total of 131 families receiving subsidies for 223 children in care. This figure includes both TANF and non-TANF recipients.

Out of the 94 child care facilities in Ogle County, 64 (68%) report that they accept DHS child care subsidies.



For more information about child care in Ogle County, contact the Community Coordinated Child Care Office: 800-848-8727

Data is from Fiscal Year 2001 (July 1, 2000 through June 30, 2001)