

JERSEY COUNTY

Total Population: 21,669

- Children under age 5: 1,289
- Children ages 5 to 9: 1,463
- Children ages 10 to 14: 1,651

Jersey County is a bedroom community for the larger metro-St. Louis, MO area, where the majority of employment is retail and fast food. The county maintains its agricultural base, yet it also features progressive, picturesque communities and breathtaking tourist attractions. It is the home of both Illinois' largest and smallest state parks. Present day Jersey County, a perfect blend of history and progress, is the proud home of over 20,000 people. Jersey County is the site of the only Christian Science College in the nation, Principia College. The rivers play an important part in the Jersey County economy by supporting ag producers and agribusiness, and by creating a very strong tourism market. Jersey County boasts water sports, fall foliage tours and eagle watching in the winter.

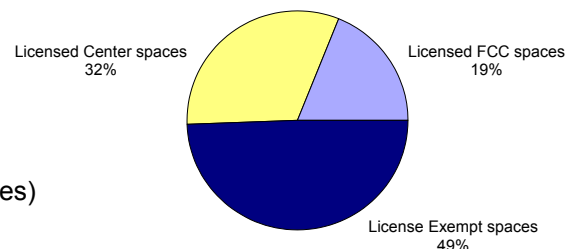
Through a three year Quality Enhancement Grant awarded to West Central Child Care Connection in 1999, the agency has been delivering library resources to family child care homes and centers. Each month a staff member is available to drop off books, educational videos and thematic unit prop boxes to child care providers outside of the Quincy area and living within the nine county region of the SDA. As a result of this grant, each month an average of about 80 programs & family child care homes are visited. In addition, the grant has allowed the CCR&R to sponsor "Foundations of Family Child Care" to home providers within the SDA and award a financial stipend to the provider upon completion.

Child Care Capacity

There are a total of 32 child care facilities listed with the local CCR&R with a capacity to serve 873 children.

Of those facilities, there are a total of:

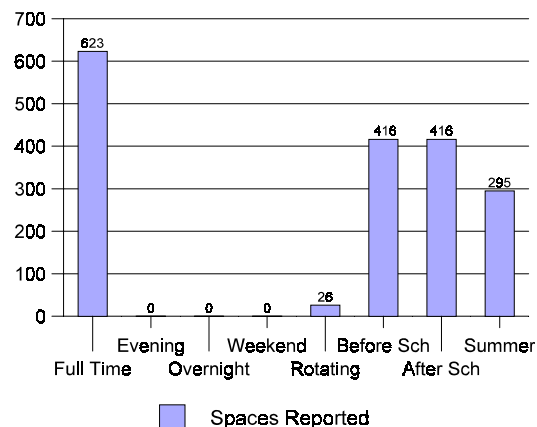
- 24 Licensed Family Child Care (167 spaces)
- 0 Licensed Group Homes (0 spaces)
- 5 Licensed Centers (276 spaces)
- 3 License Exempt Centers & Homes (430 spaces)



Child Care Capacity by Age Group and Schedule

Child care programs listed with the local CCR&R report the potential capacity by age group and schedule, as shown below. The actual enrollment or available spaces may vary.*

Age Group	Spaces Reported
Infants	66
Toddlers	32
2 Years	72
3 & 4 Years	203
5 & Ks	189
School-Age B/A School	287
School-Age Summer Care	0



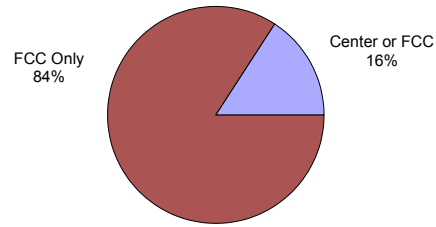
* For more information about these data, please refer to "Understanding The County Data Pages" at the beginning of this section.

Child Care Requests

In Jersey County, 48 families called the CCR&R to request care for 75 children.

Of those requests:

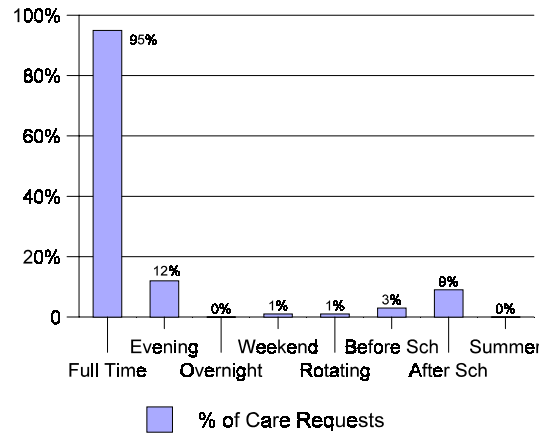
- 12 were for either Center or Family Child Care
- 63 were for Family Child Care Only
- 0 were for Center Only
- 0 were for In-Home Only
- 0 were for Other types of care



Requests by Age Group and Schedule

Individuals calling the local CCR&R requested the types of care by the ages and schedules shown below.

Age Group	% Requested
Infants	27%
Toddlers	18%
2 Years	9%
3 & 4 Years	21%
5 & Ks	9%
School-Age	16%

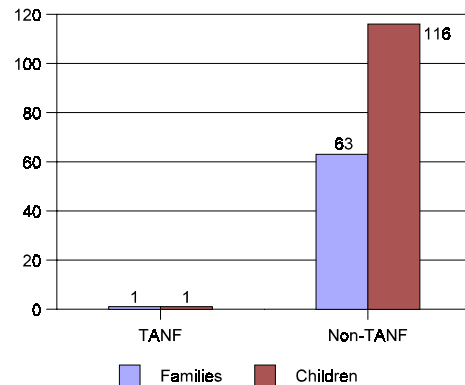


Assistance Paying for Care

The average provider rate for full-time care for an infant in Jersey County is \$77.04 per week, which is about 8% of the state median weekly family income of \$997.

Assistance in paying for child care is provided through subsidies by DHS. In June 2001, there were a total of 64 families receiving subsidies for 117 children in care. This figure includes both TANF and non-TANF recipients.

Out of the 32 child care facilities in Jersey County, 23 (72%) report that they accept DHS child care subsidies.



For more information about child care in Jersey County, contact the West Central Child Care Connection office: 800-782-7318

Data is from Fiscal Year 2001 (July 1, 2000 through June 30, 2001)